

## CORPORATE PARENTING BOARD PERFORMANCE REPORT, APRIL 2015

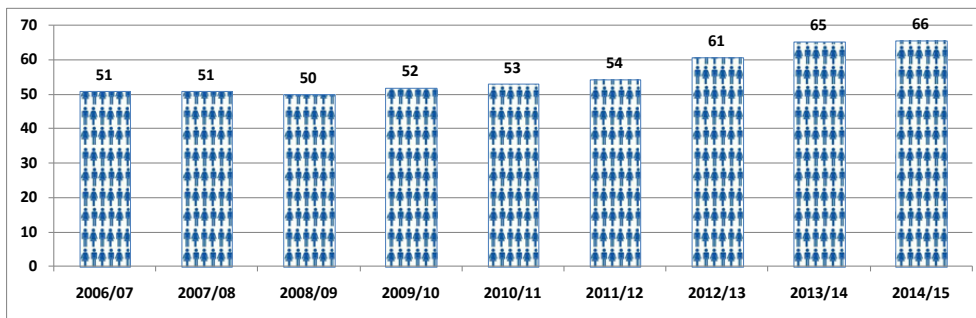
Lancashire changed its integrated children's system from ISSIS to LCS in February 2014; this has an on-going impact on the ability to report accurate performance, as such some information given below is subject to change.

### ACTIVITY FOR CHILDREN LOOKED AFTER AND CARE LEAVERS

#### NUMBER OF CHILDREN LOOKED AFTER

- As at the end of February 2015, there are **1,635** children looked after in Lancashire.
- For every **10,000** children and young people in Lancashire, **67** are currently looked after.
- **The current number of children looked after is the highest it has been in recent months after a reduction in December.**
- There are **more** children looked after in Lancashire than in England where 60 out of 10,000 are currently looked after and more than in Lancashire's statistical neighbours (62 out of 10,000).
- There are **less** children looked after in Lancashire than the North West (81 out of 10,000).

**Comment [IC1]:** This is a bad sign, as we do not want the number to start rising again any more. Has there been any factors which may have caused this?




#### COMMENTS:

- ❖ Lancashire's number of children looked after has remained the same in February as the previous month after a drop in December. There have been big increases in the number of looked after children over the last two years.
- ❖ Lancashire's number of children looked after is lower than that of Lancashire's statistical neighbours and lower than the average of other North West local authorities.
- ❖ Lancashire's statistical neighbours are Bury, Calderdale, Derbyshire, Kent, Northamptonshire, Nottinghamshire, Sefton, Staffordshire, Stockport & Stockton-on-Tees.

#### SERVICE ACTIVITY

Service activity helps to explain the rise in the number of children looked after in Lancashire:

- **The contact centre has received less referrals than in previous years, although more contacts.**
- A referral is information received regarding a child that is deemed to require social care involvement. A contact is any information received that doesn't lead to a referral.



**Comment [IC2]:** The young people believe that an early intervention approach is better to help with these change in numbers.

- The social work teams have moved from initial and core assessments to a new single assessment from 1<sup>st</sup> April 2014.

	Previous Performance				Current Performance
	2010/11	2011/12	2012/13	2013/14	2014/15 (Apr – Feb)
Contacts <i>per month</i>	998	1284	1525	750	1550
Referrals <i>per month</i>	1389	1175	1370	1679	870
Initial Assessments	10071	9891	11288	11865	--
Core Assessments	4246	5019	5901	5724	--
Single Assessment <i>per month</i>	--	--	--	--	1091

Comment [IC3]: This is a good number, it is showing that the changes are starting to be effective.

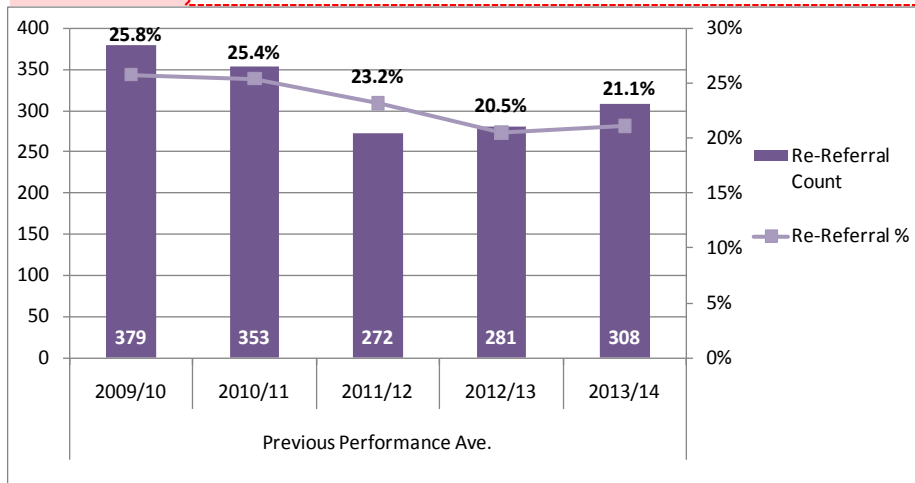
**COMMENTS:**

- Since the introduction of the Multi-Agency Safeguarding Hub (MASH) in April 2013, a large number of contacts from the Police have been passed to MASH rather than going through Care Connect.
- From 1<sup>st</sup> April 2014, contacts were counted differently hence the number of contacts are not comparable to previous years.
- From 1<sup>st</sup> April 2014 initial and core assessments were discontinued and the new single assessment was introduced. The first 11 months of data show an average of 1091 assessments being started per month.

**RE-REFERRAL RATE**

A number of referrals that the authority receives are re-referrals; that is a child or young person has been referred to Children's Social Care once and is being referred again.

- Re-referral rates have historically declined which was considered good performance
- Average re-referral rate for 2013/14 increased slightly to 21 re-referrals out of each 100 referrals received



Comment [IC4]: There is a slight increase in re-referrals, however the young people are not too concerned by this. However, they did comment saying the early intervention may not be as successful, as there are still re-referrals back which could be causing the slight increase.

**COMMENTS:**

- ❖ The re-referral rate has been calculated differently since LCS went live.
- ❖ The re-referrals rate for referrals that lead to a single assessment is **17%** an increase of January's low of **14.6%**
- ❖ Re-referral rates have stayed below **20%** for the past 9 months.

**STABILITY OF PLACEMENTS OF CLA: NUMBER OF MOVES**

How many children looked after moved placement twice during the past year:



- Out of 100 children looked after, Lancashire targets to have less than 10 children looked after having to move twice or more during the year.
- Latest information for February 2015 shows that less than **6** out of 100 children looked after have moved twice or more which is good performance and within the target.
- This is also an improvement on last year when **9** out of 100 children looked after had to move twice or more during the year.

**Comment [IC5]:** The young people are really happy with this figure, but they would like it to be less. They are really pleased the target has been met.

Previous Performance		Current Performance	Target	Performance Direction?
2012/13	2013/14	2014/15		
8.7%	9.2%	6.4%	9.5%	😊
↘	↗	↘	✓	

**COMMENTS:**

- ❖ Lancashire has carried out good placement stability work through research projects and improved processes, which has resulted in better performance and improved stability.
- ❖ Fewer children than ever have more than 2 placement moves.
- ❖ Young people are happy that this is less than last year however they would like to see more research and reasons into what causes placement moves.
- ❖ Young people are happy that the number has reduced but feel that placements could be better researched to suit the needs of the young person which may reduce moves.

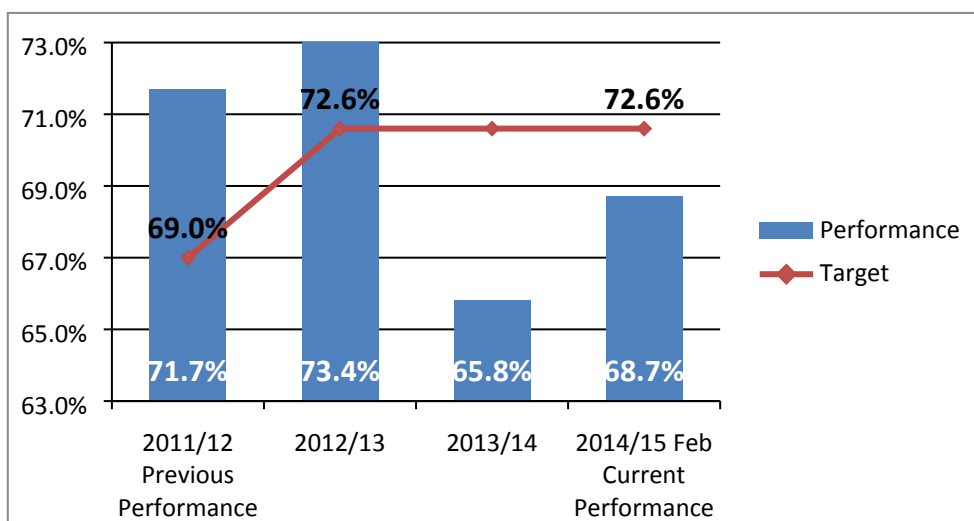
**Comment [IC6]:** The CYP are happy that professionals are listening to young people, allowing them to be heard and for them to feel comfortable.

**STABILITY OF PLACEMENTS OF CLA: LENGTH OF PLACEMENTS**

How many children looked after have been in their current placement for at least 2 years:

- Out of 100 children looked after, Lancashire targets to have more than **72** children looked after settled at least two years in their current placement.
- February 2015 information shows that **69** out of 100 children looked are in a long and stable placement, which is good performance, but below our target.
- Current performance is above last year's performance (**66** out of 100).

**Comment [IC7]:** This is good that the numbers are rising, but it needs more. What else can they do to make this number rise?



### COMMENTS:

- ❖ Lancashire has carried out good work on placement stability through research projects and improved processes.
- ❖ This has resulted in better performance and improved stability for children looked after.
- ❖ However, this year performance has declined slightly and remains below the target of **72.6%**. This has gradually improved throughout the year from **65.8%** in March 2014.

### CHILDREN MISSING FROM CARE

Lancashire County Council and its partners are changing processes for children missing from care, and there will be a new protocol whereby young people are not reported missing straight away in case they are just running late. Also the Police will now be able to change missing to absent on the young person's record.

Lancashire County Council works with multiple agencies including Lancashire Police, to monitor the levels of children missing from care and this year's information is below:

	2013/14	2014/15 Q1	2014/15 Q2	2014/15 Q3
Lancashire CLA missing	355	85	68	<b>35</b>
Number CLA from other LAs missing	355	100	107	<b>72</b>
Other Children known to Lancashire CSC	408	229	182	<b>191</b>
Other Children Missing	1338	259	248	<b>209</b>
<b>Children Missing with Lancashire boundaries</b>	<b>2456</b>	<b>671</b>	<b>600</b>	<b>507</b>

### COMMENT:

- ❖ In Lancashire, around **2** out of 100 children looked after went missing during quarter three (October to December 2014), which is lower than in previous quarters.
- ❖ Over the whole year, **22** out of 100 children looked after are reported missing (2013/14)
- ❖ The numbers represent the number of children looked after, and some children have multiple instances of going missing

- ❖ LINX have welcomed the changing protocols for children missing and feel this is good and that they are listened to, however are worried about those individuals that do actually go missing.
- ❖ Q4 and year-end info will be available for the next meeting.

**Comment [IC8]:** LINX are happy with these numbers, the decrease in numbers over the year so far are great. They also said they are happy that what they have said in the past has been listened to and is effective.

### OUTCOMES FOR CHILDREN LOOKED AFTER

Outcomes data from education is displayed by academic year rather than financial year.



#### Educational Attainment of Children Looked After

The key indicator used to measure attainment is the number of children and young people who get 5 GCSEs at grades A\* to C including English and Maths:

- Performance for 2012/13 has been published and performance remains at 12.9% as it was in 2011/12 which was higher than the previous year.
- CLA attainment remains significantly lower than attainment for all children and young people of whom 6 out of 10 achieve 5 GCSEs at A\*-C

	Previous Performance			Current Performance	Target	Performance Direction?
	10/11	11/12	12/13	2013/14		
Lancs	11.9%	12.9%	12.9%	8%	18.0%	😊
	↘	↗	→	↘	⊗	
England	11.6%	12.8%	15.7%	Not available	Higher	☹️

**Comment [IC9]:** LINX believe that the target should be more towards 100% achieving 5 GCSEs at A\*-C. They know it may not be possible due to different courses and qualifications. They felt the other courses and qualifications should be reflected in these results. The numbers may be higher?

#### COMMENT:

- ❖ In Lancashire, attainment at GCSE among the children looked after remained stable in 2012/13, but reduced in 2013/14 with 8 out of 100 CLA achieving 5 A\*-C including English and Maths.
- ❖ Across England in 2012/13, just over 15 per 100 children looked after achieved 5 A\*-C inc. English & Maths, slightly more than Lancashire's 13 per 100.
- ❖ The young people were shocked at these statistics and suggested the following reasons as to why this may be:
  - CLA are pulled out of lessons by social workers. Meetings may also run over and as such CLA are missing too much time from their lessons. One young person missed an exam due to this and did not receive an apology which upset them.
  - The young people suggested that if staff have to visit them whilst in school, to plan better in terms of meeting the young person on a break or at lunch time. It was also suggested that it may better suit the young person better to be removed from certain lessons if they are confident or feel that they're ahead within the lesson.

**Comment [IC10]:** The young people also feel that the additional stress of placement moves may be a factor. As sometimes that means a move in school. Some schools cover different parts of the curriculum at different times, so a child or young person may have missed out on a topic that may not be covered again.

LINX also believe that additional tutors could be supplied in children's homes and for children and young people who are fostered. Looked After Children should be entitled to additional support where the missing out of curriculum may occur.

## ATTENDANCE AT SCHOOL BY CHILDREN LOOKED AFTER

Attendance at school is expressed as a percentage of all possible school sessions attended by all children looked after:



- Attendance in primary school was above target in 2013/14 with all children looked after only missing **4** out of every 100 sessions in school
- Attendance in secondary school was better than last year, with all children looked after missing **5** out of every 100 sessions possible in school.
- There are two sessions possible each school day; a morning session and an afternoon session. If a child is absent for a lesson in either they are deemed as absent.

	Previous Performance			Current Performance	Target	Performance Direction?
	10/11	11/12	12/13	13/14		
Primary	96.3%	96.2%	97.0%	97.2%	96.0%	😊
	↗	↘	↗	↗	↗	
Secondary	92.5%	94.3%	92.0%	95.0%	96.0%	☹
	↘	↗	↘	↗	↘	

**Comment [IC11]:** LINX believe that this number is probably a reflection of age, and the stress of placement moves or the stress of being in care may cause people. They would like the target to be higher, but they understand where the numbers may be coming from.

### COMMENTS:

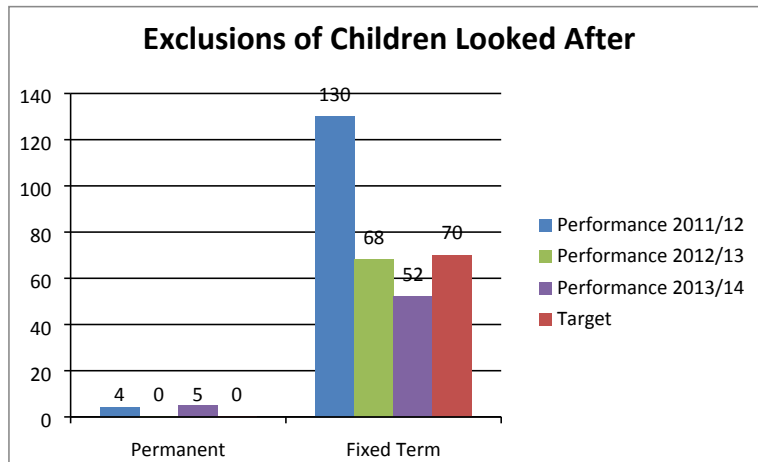
- ❖ Young people would like to know more about why young people are missing school and what factors are impacting on their ability to attend school?
- ❖ Young people feel that they should be able to choose what they do at school, for example, completing exams or doing practical courses and perhaps going to college earlier than usual to start these courses.
- ❖ Young people believe CLA could be marked as absent from a lesson if they are attending a CLA meeting instead, which is not necessarily the young person's fault. If the young person does not attend for the morning/afternoon, this would be classed as an absent, but potentially authorised, session.
- ❖ Young people feel that sometimes young people withdraw themselves from lessons if they are not able to cope and speak to their designated teacher or someone they feel comfortable talking to.

## EXCLUSIONS FROM SCHOOL OF CHILDREN LOOKED AFTER

Exclusions from school are included as a pure number of children looked after either permanently excluded or on fixed term exclusion:

- In the last year there were **5** permanent exclusions of children looked after, an increase from 0 the previous year.
- In the last year there were **52** fixed term exclusions of children looked after, down from **68** the previous year – both lower than the target of **70**, which is good!
- The number of fixed term exclusions has fallen again and is well within the targets set by the Corporate Parenting Board. However, there were a number of permanent exclusions within the last year which means, unlike last year, the target of zero permanent exclusions has not been met.

**Comment [IC12]:** LINX wanted to ask what was different here?



**COMMENTS:**

- ❖ Young people would like there to be more research into the reasons for fixed term exclusions. Are schools aware of other factors in the young persons' lives that may be affecting their behaviour at school? If so, are schools offering the right support for those young people?
- ❖ Young people would like to know why the target of 0 permanent exclusions has not yet been met. The target of 0 was met as recently as 2012/13 however 5 looked after children were permanently excluded in 2013/14.

**CHILDREN LOOKED AFTER IN YOUNG OFFENDER INSTITUTIONS OR SECURE UNITS**

- There are a small number of children looked after placed in young offender institutions or secure units, **12** as at 28<sup>th</sup> February 2015.
- Just over **2** out of **100** children looked after are involved with the youth offending teams, while **1** out of **1000** children and young people are involved with youth offending teams.
- Children looked after are fifteen times more likely to be involved with youth offending teams.
- Quarter 4 information will be included in the next report.

**Comment [IC13]:** LINX wanted to know what the factors are that make children in care fifteen times more likely to be involved with youth offending teams.

**CHILDREN LOOKED AFTER WITH AN UP-TO-DATE HEALTH AND DENTAL ASSESSMENTS**

- **87** out of 100 children looked after have an up-to-date health assessment (February 2015)
- This is a lower level of up-to-date health assessments than in the previous year.
- **74** out of 100 children looked after have an up-to-date dental assessment (February 2015)
- This is the lowest level of up-to-date dental assessments in the year.

**COMMENTS:**

- ❖ Lancashire is investing in the improvement of oral health through the Smile 4 Life campaign which has been running since 2010.



**Comment [IC14]:** LINX asked can these health and dental assessment not carry on after leaving care?

- ❖ This has been nationally acclaimed for its successes in raising awareness and improving oral health.
- ❖ Lancashire is currently focusing on improving the timeliness of health assessments in partnership with health colleagues.
- ❖ Young people feel that the percentage of those with an up-to-date health assessment should be higher – somewhere between 90% and 95%.
- ❖ Young people feel that they should be given a choice as to whether they want a health assessment or not. Young people should only be made to have one if there is a cause for concern. Young people feel health assessments should be different for each individual. Also, if a young person has a check up at the doctors, this should be counted as a health assessment.
- ❖ Young people also feel that health assessments need to be confidential as in the past some LINX members have had foster carers in the assessments which can be uncomfortable when they are being asked personal questions.

## ADOPTION AND PERMANENCE

### ADOPTION ORDERS

- **227** children looked after have been adopted over the last 3 years.
- The number of adoptions increased to **83** children looked after being adopted in 2013/14, higher than in previous years.
- Provisional figures show that **117** children looked after were adopted between the beginning of April 2014 and the end of February 2015, indicating a much higher number of adoptions than in the previous year.



**Comment [IC15]:** Our CYP are happy that there are a lot more adoptions. But would like to know what ages around are the children looked after being adopted? They feel that it is much harder to be adopted after a 1 or 2, especially compared to a teenager.

### SPECIAL GUARDIANSHIP ORDER (SGO) OR RESIDENCE ORDERS (RO)

Special guardianship orders or residence orders are an alternative to adoption, but still provide children looked after with a permanent home:

- **120** looked after children were given a permanent home under special guardianship order during 2014/15.
- **16** looked after children were given a permanent home under residence order during 2014/15, a slight decrease on performance last year

### COMMENTS:

- ❖ Overall more children looked after than ever are being provided with a permanent home under adoption, special guardianship order or residence orders; **134** in the year to date (2014/15) which represents considerable success.



## OUTCOMES FOR CARE LEAVERS

### CARE LEAVERS IN SUITABLE ACCOMMODATION (OLD NI 147)

Suitable accommodation is regarded as suitable if it provides safe, secure and affordable provision for young people. The percentage of care leavers at age 19 that are living in "suitable accommodation":



- In 2013/14, out of 100 care leavers, **82** are considered to be in suitable accommodation
- This is lower than two years ago, when **93** out of 100 were in suitable accommodation

#### COMMENTS:

- ❖ The number of care leavers in suitable accommodation has declined from a high level in 2010/11 to a lower level in recent years. This is below the target of **89** out of 100.
- ❖ Performance as at the end of Q2 in September 2014 was **64.3%**

**Comment [IC16]:** The target should be 100% everyone is entitled to be safe and secure. Where are the others living?

**Comment [IC17]:** When leaving care the placement options should be available for the young person to be looked at, reviewed and approved, before the change. More support needs to be given around budgeting, this could play a part in not being able to afford rent. All children looked after should be involved in the process.

### CARE LEAVERS IN EDUCATION, EMPLOYMENT OR TRAINING (OLD NI 148)

The percentage of care leavers at 19 who are engaged in education, training or employment:

- As at the end of 2013/14, **48** out of 100 care leavers were in education, training or employment on their 19<sup>th</sup> birthday.
- This is lower performance than in 2012/13 when **55** out of 100 care leavers were in education, training or employment in 2012/13.
- Nationally **86** out of 100 young people aged 16-24 are in education, training or employment (Sep 2014)
- Year-end info will be available in the next report.



**Comment [IC18]:** Maybe more incentives need to be given or support classes, such as ICT skills, or CV writing or life skills. If they were unable to stay at college or the grades were not good enough. More help needs to be given so they can have the same opportunities.

#### COMMENTS:

- ❖ Performance improved slightly in 2012/13, but dipped to low performance in 2013/14.
- ❖ Current performance for 2013/14 suggests that just under half of those leaving care since April 2013 were in education, training or employment, some way behind the target of **67** out of 100.
- ❖ Performance as at the end of September 2014 shows **32** out of 100 care leavers were in education, training or employment on their 19<sup>th</sup> birthday which was a further drop from end of June figure of **41** out of 100.
- ❖ Young people feel that this isn't good enough and more young people should be in education or training
- ❖ Young people feel that individuals, due to potentially poor school grades, need more apprenticeships and volunteering schemes to be accessible. Funding could be used as an early intervention to help young people with grades in the form of extra tuition.
- ❖ Young people feel more help could be given to help young people to find courses and employment. Furthermore, available funds in the form of college bursaries should be more accessible as not everyone is aware of what they are entitled to financially.

## CARE LEAVERS AT UNIVERSITY

- In 2011/12 there were 25 care leavers at university
- In 2012/13 there were a record 37 care leavers studying at university around the country, including 22 first year students. There were 7 graduates in 2012/13.
- Of these 22 first year students; 15 progressed to the second year, 1 completed with a one year foundation degree, 2 returned to repeat the first year, and 4 left their course.
- In 2013/14 there were 36 care leavers studying at university including 13 first year students.
- In 2014/15 there are 40 care leavers studying at university, including 10 first year students.
- 3 care leavers are re-taking a year in 2014/15.



### COMMENTS:

- ❖ There is a good level of Care Leavers at University in each of the last three years showing that Leaving Care support is there for potential students.
- ❖ However there it is concerning that 2 in 10 first year students dropped out of university, and a further 1 in 10 repeated their first year. The decision to study at University must be an appropriate choice for the applicant and suitable students need to be well supported.
- ❖ Young people feel that these figures show good progress, but there should be many more care leavers going to university.
- ❖ Young people believe other CLA are not aware of the support and funding available to them. The extra provisions that are available could support more young people through university.
- ❖ Currently, the staying put policy applies to Lancashire "in-house" foster carers but discussions are encouraged to occur surrounding those looked after children placed with independent fostering agencies regarding the possibility of staying put.)
- ❖ Young people also suggested that leaving care and starting university occurs at the same time and this can be a stressful time for the young people involved. Individuals may also be put off the idea of attending university as they may be worried about not having anywhere to live during the holidays.
- ❖ Information for those attending university in 2014/15 is provisional and is subject to change.

**Comment [IC19]:** We are glad the number is rising and that an awareness of what support can be received is starting to be heard by CLA. However more needs to be done, maybe at a younger age. Also out of term accommodation needs to be more readily available, as this is something which puts young people off attending university. However LINX are glad things are improving.